

cubenest

Cubenest PowerCube

Original User Manual



Package contents:

- 1× Cubenest PowerCube Original
- User Manual

1. Device Description

The **Cubenest PowerCube Original** is a stylish cube-shaped multi-socket with five outlets - ideal for connecting up to four standard sockets **without blocking each other** . The sleek **Red Dot Design Award-winning** design and modern ABS construction with child-proof lock ensure safe and durable use in the office, on the move and at home. The PowerCube allows easy and clear charging of multiple devices in one compact body.

Product Specifications:



- **Model:** Original
- **Protection:** surge, short circuit, thermal, current
- **Variants:** green/blue/red/gray
- **Output power of sockets:** max 16A/250V~3680W/50-60Hz
- **Material:** ABS
- **Childproof fuse**
- **Socket type:** E
- **Number of sockets:** 5

2. Instruction manual

Step 1: Connect the PowerCube to the electrical outlet.






Step 2: Connect the device to the Powercube outlet.



- Thanks to the sophisticated design, you can combine the drawers as you need them.



3. Safety instructions


-  **DO NOT cover** the device and protect it from contact with water.
 -  The device is **NOT intended** for use in humid environments and/or outdoors.
 -  **DO NOT exceed the** maximum allowable power.
 -  The recommended operating temperature is up to **25°C**, short-term use may be up to **35°C**.
 -  Interconnecting multiple PowerCube units is **not recommended**. Although it is technically possible to connect **PowerCube Original** and **PowerCube Extended** models, for safety reasons it is always advisable to use only one unit separately. Connecting multiple outlets can **overload the mains** and exceed the maximum power input of **2500 W**, which can lead to **overheating or damage to the equipment**. For safe operation, always use the PowerCube separately.
-

4. Frequently Asked Questions (FAQ)


How many outlets and ports does the PowerCube offer?

-  The PowerCube Original offers 5 sockets.

Can I plug in bulky adapters without blocking others?

-  Yes, due to the thoughtful placement of the outlets, the adapters do not block other outlets, allowing full use of all outlets.


What is the maximum load capacity?

-  Supports **max. 16 A / 250 V**, i.e. up to **3680 W**.

Is the product safe for households with children?

-  Yes, it includes a **child safety fuse**, is **grounded**, has durable **ABS plastic** and has passed certification and safety tests.


In what environments is it suitable?

-  It's suitable for **the office, living room, children's room and kitchen** - anywhere you need to power multiple devices at once in a clear and safe manner.

How award-winning is its design?

-  It has won the **Red Dot Design Award**, a recognised international award for design excellence.

Can I connect multiple PowerCube units to each other?

-  Linking multiple PowerCube units is **not recommended**. Although it is technically possible to combine the **PowerCube Original/Rewirable** and **PowerCube Extended** models, for safety reasons it is advisable to use only **one unit separately**. When combining multiple outlets, the **maximum power consumption of 2500 W** can easily be **exceeded**, increasing the risk of **overloading, overheating or damaging the equipment**. For safe operation, we recommend not to reconnect the PowerCube.

5. Troubleshooting common problems

1. Some outlets do not work

- **Possible cause:** the socket is not properly connected to the mains or is internally damaged.
- **Solution:**
 - Check that the PowerCube is properly plugged into a working outlet.
 - Try another appliance to verify the outlet is functional.

2. PowerCube is heating up

- **Possible cause:** prolonged loading with high power devices (e.g. kettle, heater).
- **Solution:**
 - Check that the total power does not exceed 3680 W.
 - Avoid connecting multiple powerful appliances at the same time.
 - If the heating recurs even at low load, do not use the product.

3. The sockets are tight - it is difficult to insert the plug into them


- **Possible cause:** the new product has a tighter protection mechanism due to the child lock.
- **Solution:**
 - When using for the first time, the fork should be inserted straight and more firmly.
 - After a few uses, the mechanism will loosen slightly and handling will be easier.

4. Incompatible with sockets without earthing (e.g. older wiring)

- **Possible cause:** the PowerCube requires a **grounded socket** (type E).
- **Solution:**
 - Use only in standard outlets with protective pin or side contacts.
 - Do not use with reducers that bypass grounding.

Technical support

 **E-mail:** podpora@cubenest.cz

 +420 704 613 961 **Phone.**

Warranty and Claims

- This product is covered by a 24 month warranty period.
- In the event of a defect, please complete our [warranty claim form](#).