

cubenest


User manual

Cubenest PowerCube Extended USB A+C PD 20 W



Package contents:

- 1× Cubenest PowerCube Extended USB
- 1x Mounting Dock
- User manual



1. Device description

The Cubenest PowerCube Extended USB is a stylish cube-shaped multi-socket with four outlets - ideal for connecting up to four standard sockets **without blocking each other** and a 1.5m long cable. The sleek **Red Dot Design Award-winning** design and modern ABS construction with child-resistant lock ensure safe and durable use in the office, on the road and at home. The PowerCube allows easy and clear charging of multiple devices in one compact body. With the mounting dock, you can fix the PowerCube on/under your desk according to your needs.

PowerCube has **1x USB-A** and **1x USB-C** input.

Product Specifications:



- **Model.**
- **Protection.**
- **Variants:** green/blue/red/gray
- **Output power of sockets:** max 16A/250V~2500W/50-60Hz
 - **USB-C output power:** 5V/3A, 9V/2.22A, 12V/1.67A
 - **USB-A output power:** 5V/3A, 9V/2A, 12V/1.5A
 - **USB-A output power+ USB-C:** 5V/3.1A
- **Material:** ABS
- **Childproof fuse**
- **Socket Type:** E
- **Cable length:** 1.5m
- **Number of sockets:** 4
- **USB Ports:** 1x USB-A and 1x USB-C
- **Supports fast charging technology**
 - PD 3.0, PD2.0, PPS
 - QC4.0+, QC3.0, QC2.0
 - DCP, FCP, SCP, AFC
 - Apple 2.4, Samsung 2.0
 - BC1.2, PE2.0, PE1.1


2. Instructions for use

Step 1: Plug the PowerCube into a power outlet and connect the device

Step 2: plug the device into the Powercube power outlet.



- Thanks to the clever design, you can combine sockets and USB ports as you need them.




Connecting the mounting dock

1. Remove the protective film from the adhesive strips and stick them to the mounting dock.



2. Stick the mounting dock on a flat surface.
3. Insert the mounting dock into the PowerCube socket with the special plugs and secure by turning it.



3. Safety instructions

- ⚠ **DO NOT cover** the device and protect it from contact with water.
 - ⚠ The device **is NOT intended** for use in wet environments and/or outdoors.
 - ⚠ **DO NOT exceed the** maximum power allowed.
 - ⚠ The recommended operating temperature is up to **25°C**, short-term use may be up to **35°C**.
 - ⚠ Connecting multiple PowerCube units **is not recommended**. Although it is technically possible to connect **PowerCube Original** and **PowerCube Extended** models, for safety reasons it is always advisable to use only one unit separately. Connecting multiple outlets can **overload the mains** and exceed the maximum power input of **2500 W**, which can lead to **overheating or damage to the equipment**. For safe operation, always use the PowerCube separately.
-

4. Frequently Asked Questions (FAQ)

- ❓ **How many outlets and ports does the PowerCube offer?**
 - ✅ The PowerCube Extended USB has five outlets - four traditional outlets and one dedicated USB-A and USB-C port.
- ❓ **Can I plug in bulky adapters without blocking the others?**
 - ✅ Yes, thanks to the thoughtful placement of the sockets, the adapters do not block other outlets, allowing full use of all sockets.
- ❓ **What is the maximum load capacity?**
 - ✅ It supports a **maximum of 16 A / 250 V**, i.e. up to **2500 W** of power.
- ❓ **How long is the cable?**
 - ✅ The cable to the PowerCube Extended is **1.5 m** long. Also available in a version of PowerCube Extended with **3 m** cable.
- ❓ **Is the product safe for households with children?**
 - ✅ Yes, it contains a **child safety fuse**, is **earthed**, has durable **ABS plastic** and has passed certification and safety tests.
- ❓ **In what environments is it suitable?**
 - ✅ It's suitable for **the office, living room, children's room and kitchen** - anywhere you need to power multiple devices at once in a clear and safe manner.
- ❓ **How award-winning is its design?**
 - ✅ It has won the **Red Dot Design Award**, a recognised international award for design excellence.
- ❓ **Can I connect multiple PowerCube units to each other?**

✓ Linking multiple PowerCube units **is not recommended**. Although it is technically possible to combine the **PowerCube Original/Rewirable** and **PowerCube Extended** models, for safety reasons it is advisable to use only **one unit separately**. When combining multiple outlets, the **maximum power consumption of 2500 W** can easily be **exceeded**, increasing the risk of **overloading, overheating or damaging the equipment**. For safe operation, we recommend not to reconnect the PowerCube.

5. Troubleshooting common problems

1. Some outlets do not work

- **Possible cause:** the socket is not properly connected to the mains or is internally damaged.
- **Solution:**
 - Check that the PowerCube is properly plugged into a working outlet.
 - Try another appliance to verify the outlet is functional.

2. PowerCube is heating up

- **Possible cause:** prolonged loading with high power devices (e.g. kettle, heater).
- **Solution:**
 - Check that the total power does not exceed 2500 W.
 - Avoid connecting several powerful appliances at the same time.
 - Do not use the product if the heating is repeated even at low load.

3. The sockets are tight - it is difficult to insert the plug into them


- **Possible cause:** the new product has a tighter protection mechanism due to the child lock.
- **Solution:**
 - When using for the first time, the fork should be inserted straight and more firmly.
 - After a few uses, the mechanism will loosen slightly and handling will be easier.

4. Incompatible with sockets without earthing (e.g. older wiring)

- **Possible cause:** the PowerCube requires a **grounded socket** (type E).
- **Solution:**
 - Use only in standard outlets with protective pin or side contacts.
 - Do not use with reducers that bypass grounding.

Technical support

 **E-mail:** podpora@cubenest.cz

 +420 704 613 961 **Phone.**

Warranty and Claims

- This product is covered by a 24 month warranty period.
- In the event of a defect, please complete our [warranty claim form](#).