

cubenest

User manual

Selfie stick and Tripod with MagSafe SLS01 support



Package contents:

- 1x Selfie stick including remote control and battery
- 1x Universal holder
- 1x User Manual



1. Device description

Compact and lightweight selfie stick with **integrated tripod**, ideal for taking photos and videos. Thanks to the **MagSafe** magnetic mount, it is compatible with iPhones 12 and above; other smartphones (4-7") can be attached using the **universal silicone mount**. It offers **360° rotation**, **240° tilt** and extension up to **105 cm**. Includes a **detachable Bluetooth remote** with a **10 m** range.

Product specifications:

- **Material:** aluminium and plastic.
 - **Dimensions when folded:** 5.8 x 21 cm
 - **Max. stretch dimensions:** 5.8 x 105 cm
 - **Weight:** 186 g
 - **Battery in the remote control:** replaceable CR1632 battery
 - **Connection to remote device:** iPhone with iOS 5.1 and later, Android 4.4 and later
-

2. Instructions for use

Phone connection:

- **For iPhone 12 and newer:** attach the device to the MagSafe magnetic mount.



Note: If you are using a cover, make sure it is **Magsafe compatible**.



Device Layout:

- **For use as a selfie stick:** pull out the telescopic section up to a maximum length of 105 cm.




- **For use as a tripod:** fold the bottom of the handle into three legs for a stable position.




Angle adjustment:

- Loosen the thread on the side to set the desired angle.
- The phone holder allows 360° rotation and up to 240° tilt.




Using the remote control:

- Turn on Bluetooth on your phone and detach the remote control from the selfie stick.
- Press the button on the remote to pair.
- Once paired, you can control the camera shutter from up to 10 meters away.





Replacing the mount:


1. Make sure the bracket is in the upright (vertical) position, slide it upwards and disconnect it.






2. Place the universal holder on the selfie stick and push it downwards until it clicks firmly into place.



3. **If your phone cannot be inserted into the holder, extend the side of the holder to accommodate the width of your device.** The universal holder has a flexible mechanism that adjusts to the width of the device (suitable for 4-7 inch phones).




3. Safety instructions


-  **Use in a dry environment:** Avoid using the device in rain or humid environments to avoid damaging electronic components.
 -  **Protection from extreme temperatures:** do not expose the device to direct sunlight or high temperatures that could damage materials or electronics.
 -  **Safe storage:** when not in use, store the device in a dry place, out of reach of children and pets.
-

4. Frequently Asked Questions (FAQ)


? Is the device only compatible with iPhones?

 **No.** Although the device uses MagSafe technology to easily connect iPhones 12 and newer, it also comes with a **universal mount**. This allows you to securely mount most smartphones with a 4-7 inch diagonal, including Android devices.


? Is the device suitable for outdoor use?

 Yes, but extra care must be taken. Outdoor conditions such as wind or uneven terrain can affect the stability of the tripod. It is recommended to use the device on flat and stable surfaces.


? Are there add-ons to improve the quality of photos and videos?

 Yes. For the Selfie Stick, there is an additional LED light **Cubenest SLL01**, which improves the illumination when taking photos and videos.


? What is the quality of workmanship and materials used?

 The device is made of a combination of aluminum and plastic, which ensures lightness (only 186 g) and at the same time sufficient durability. Users appreciate the compact size when folded (21 cm), which allows for easy carrying.


? How long does the battery last in the remote control and is it replaceable?

 The remote control uses a replaceable CR1632 battery. The exact battery life depends on the frequency of use, but due to its low power consumption, it will last for several months under normal use. Replacing the battery is simple and does not require special tools.

? Is the device suitable for vlogging or video calling?

 Yes. With the ability to convert to a stable tripod and flexible angle adjustment (360° rotation and 240° tilt), the device is ideal for vlogging, video chatting or watching videos.

? How does the remote pair with my phone?

 Pairing is via Bluetooth and is compatible with iOS 5.1 and above, as well as Android 4.4 and above. Users report that pairing is fast and the remote works reliably.

5. Troubleshooting the most common problems

1. Instability at full extension

- **Problem:** At maximum extension (105 cm), the tripod may be less stable, especially on uneven surfaces.
- **Solution:** it is recommended to use the tripod on a flat and firm surface. If possible, avoid the maximum extension and choose a shorter length to increase stability.

2. Compatibility with phones without MagSafe


- **Problem:** Users of non-MagSafe phones may be concerned about the security of the attachment.
- **Solution:** a universal mount for non-MagSafe phones is included. Make sure your phone is properly and securely attached in the holder.

3. Pairing the Bluetooth controller

- **Problem:** Some users may have difficulty pairing the remote control via Bluetooth.
 - **Solution:** make sure that Bluetooth is turned on on your device and that the remote is in pairing mode. If problems persist, try disconnecting the remote and pairing again.
-

Technical Support

 **Email:** complaint@cubenest.eu

 **Phone:** +420 704 613 961

Warranty and Complaints

- This product is covered by a 24-month warranty.
- In the event of a defect, please complete our claim form - <https://www.cubenest.eu/find-out-about/claim-and-complaint>