

cubene**st**

User manual

Cubene**st** PD GaN Adapter 240W S6D0



Package contents:

- 1× PD GaN Adapter 240W
- 1× Power cord (1.5 m)
- 1× Stand for placing the adapter
- 1× USB-C to USB-C cable (1 m, 240 W)
- 1× User manual



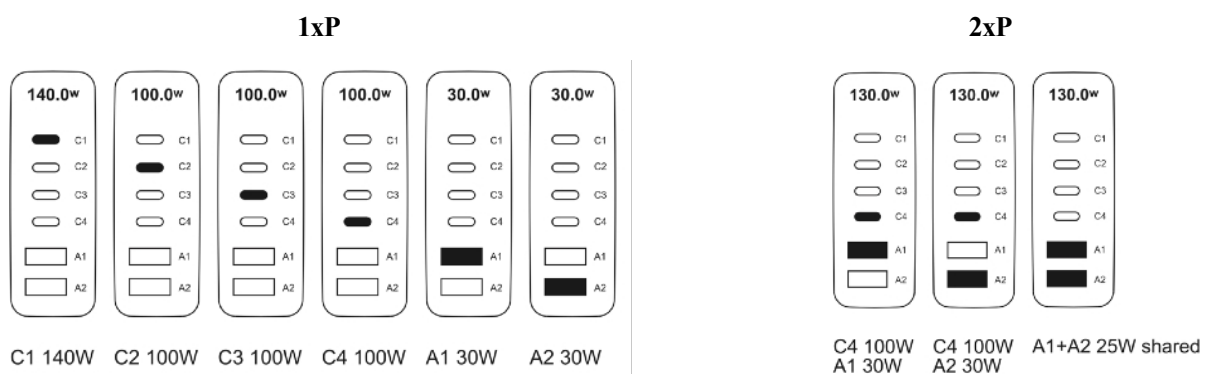
1. Device description

Cubenest S6D0 is a universal GaN charger with a total power of **up to 240 W**, equipped with **4x USB-C** and **2x USB-A ports**. With support for PD 3.1 protocol, it allows charging **up to 140 W** via a single USB-C port, which means that, for example, a MacBook Pro (2021 and newer) can be charged to 50% capacity in just 30 minutes. **The LCD display** shows the current charging performance.

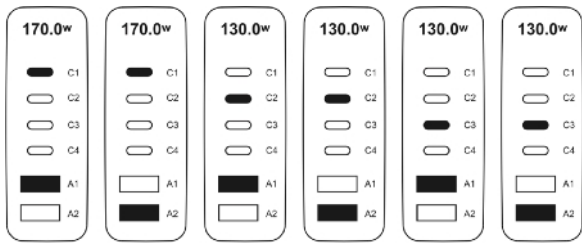
Product Specifications:



- **Protection:** surge, short circuit, thermal and current **protection**.
- **Model:** S6D0
- **Total power:** up to 240 W
- **Input Voltage:** 100-240 VAC
- **Ports:**
 - 4× USB-C
 - 2× USB-A
- **Output power:**
 - USB-C 1 / USB-C 2: up to 140 W (PD 3.1)
 - USB-C 3 / USB-C 4: up to 100 W
 - USB-A 1 / USB-A 2: up to 30 W
- **Supports technology**
 - PD3.1, PD3.0, PD2.0, PPS
 - QC4.0+, QC3.0, QC2.0
 - DCP, FCP, SCP, AFC
 - Apple 2.4, Samsung 2.0
 - BC1.2, PE2.0, PE1.1
- **Charging multiple devices simultaneously**
 - The adapter allows you to charge up to six devices simultaneously.
 - When multiple devices are connected, the power is divided between the ports.
 - We recommend connecting fewer devices to achieve maximum performance on a particular port.
- **Diagram of the power usage of each device when plugged into the ports:**

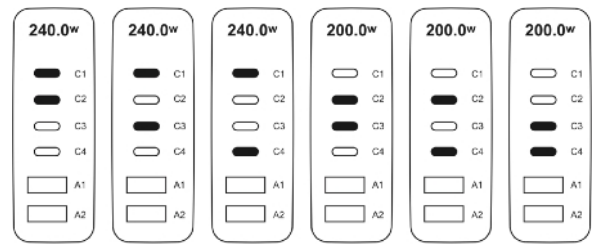


2xP



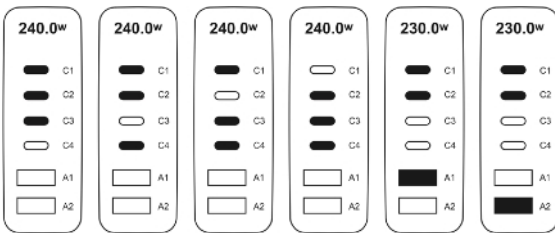
C1 140W
A1 30W
C1 140W
A2 30W
C2 100W
A1 30W
C2 100W
A2 30W
C3 100W
A1 30W
C3 100W
A2 30W

2xP



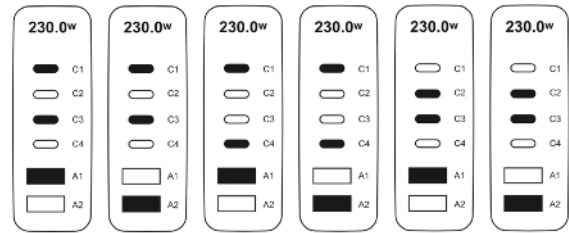
C1 140W
C2 100W
C1 140W
C3 100W
C1 140W
C4 100W
C2 100W
C3 100W
C2 100W
C4 100W
C3 100W
C4 100W

3xP



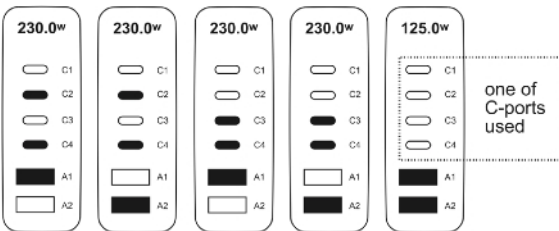
C1 100W
C2 95W
C3 45W
C1 100W
C2 95W
C4 45W
C1 100W
C2 95W
C4 45W
C2 100W
C3 95W
C4 45W
C1 100W
C2 100W
A1 30W
C2 100W
A2 30W

3xP



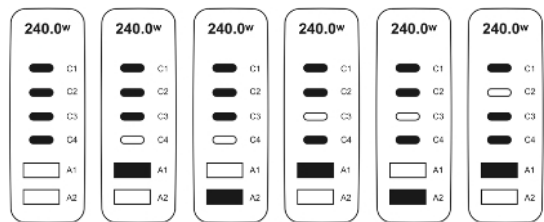
C1 100W
A1 30W
C1 100W
A2 30W
C1 100W
A3 30W
C1 100W
A2 30W
C2 100W
A1 30W
C2 100W
A3 30W

3xP



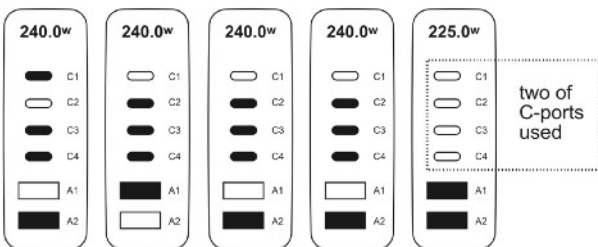
C2 100W
A1 30W
C2 100W
A2 30W
C3 100W
A1 30W
C3 100W
A2 30W
1 x C-port 100W
A1+A2 25W shared

4xP



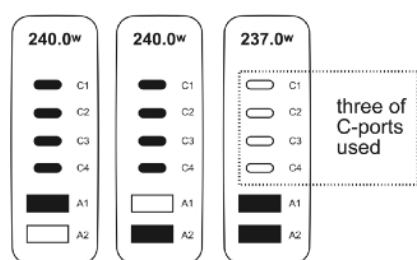
C1 100W
C2 65W
C3 45W
C4 30W
C1 100W
C2 65W
C3 45W
A1 30W
C1 100W
C2 65W
C3 45W
A2 30W
C1 100W
C2 65W
C4 45W
A2 30W
C1 100W
C3 65W
C4 45W
A1 30W

4xP



C1 100W
C3 65W
C4 45W
A2 30W
C2 100W
C3 65W
C4 45W
A2 30W
C2 100W
C3 65W
C4 45W
A2 30W
C2 100W
C3 65W
C4 45W
A2 30W
2 x C-ports 100W+100W
A1+A2 25W shared

5xP



C1 100W
C2 67W
C3 30W
C4 25W
A1 18W
C1 100W
C2 67W
C3 30W
C4 25W
A2 18W
3 x C-ports 100W+67W+45W
A1+A2 25W shared

6xP



C1 100W
C2 45W
C3 45W
C4 25W
A1+A2 25W shared

2. Instructions for use

Step 1: Connect the adapter to the power supply

1. Connect the power cord to the adapter.
2. Plug the adapter into an electrical outlet (100-240 VAC).




3. The **LCD display** on the charger will light up when connected to the mains.



Step 2: Connect the device to the adapter






1. Select the appropriate port (USB-C or USB-A) according to your device.



2. Connect the device using a compatible cable.
3. The adapter will automatically detect the connected device and **adjust the** output power.
The LCD display will show the current power the charger is charging your device with.




3. Safety instructions


-  **DO NOT use an** uncertified or damaged USB cable for charging.
 -  **Ensure sufficient ventilation of** the adapter during operation.
 -  **Do not expose** the adapter **to** extreme temperatures, humidity or direct sunlight.
 -  **Protect** the adapter from water and other liquids.
 -  **Do not use the** adapter if it is damaged or shows signs of malfunction.
-

4. Frequently Asked Questions (FAQ):


What devices can I charge with this adapter?

 The adapter supports charging laptops (MacBook, Dell, HP, Lenovo), tablets, phones (iPhone, Samsung, Xiaomi, etc.), game consoles (Nintendo Switch), headphones, power banks and other devices with USB-C or USB-A connectors.


Is the adapter compatible with MacBook Pro 16" (M1/M2/M3)?

 Yes, the adapter supports Power Delivery 3.1, allowing you to charge your MacBook Pro 16" with up to 140W of power via USB-C.


Can I use the adapter abroad?

 Yes, the adapter supports a wide input voltage range of 100-240V, so you can use it anywhere in the world. If you're travelling, all you need is the right adapter for your country's power outlet.


How do I know if my device supports fast charging?

 Check the specifications of your device. If it supports USB Power Delivery (PD) 3.0 or 3.1, Quick Charge (QC) 4.0+ or another fast charging standard, it will charge at a higher rate.


Can I charge devices that do not support fast charging with this adapter?

 Yes, the adapter automatically adjusts the output power to the needs of the connected device, so it's safe to charge older or less powerful devices.

What is the difference between the USB-C and USB-A ports on this adapter?

 USB-C ports support higher power (up to 140W) and fast charging (PD 3.1).
USB-A ports have lower power (max 30W) but are suitable for older devices such as some phones, headphones or power banks.

What is the maximum output power per port?

 USB-C 1 and USB-C 2: up to 140W (PD 3.1)
USB-C 3 and USB-C 4: up to 100 W
USB-A 1 and USB-A 2: up to 22.5 W

? What is the total output power of the adapter?

✓ The total power output is 240 W, which is dynamically distributed among the connected devices.

? What is the length of the power cable?

✓ Included in the package is a 1.5m power cable and a 1m USB-C to USB-C cable with 240W power support.

? What cables should I use for best performance?

✓ We recommend USB-C cables with 100W or 240W (PD 3.1) support to achieve maximum charging speed.

? What is the difference between S5D0 and S6D0?

✓ Compared to the S5D0, the Gan S6D0 charger has a maximum power of 240W, which is 100W more than the S5D0, and it also has 1x more USB-C port, meaning it can charge 6 devices simultaneously.

5. Troubleshooting the most common problems

1. The charger gets excessively hot

- **Possible cause:** increased heat output when charging multiple devices at the same time.
- **Solution:** ensure that the charger has enough space around it. Do not use it on a soft surface (e.g. bed, pillow).

2. The LED light does not illuminate

- **Possible cause:** the charger is not plugged in correctly or the power cable is damaged.
- **Solution:** make sure the power cord is firmly inserted into the socket and the charger. Try a different socket.

3. The connected device is not charging

- **Possible cause:** the cable is incompatible or defective.
- **Solution:** try a different cable. Check that the device supports fast charging.

4. Charger beeps

- **Possible cause:** noise from high-frequency circuits at low load.
- **Solution:** if the sound is faint, it is normal. If it is loud or disturbing, contact technical support.

5. The device is charging slowly

- **Possible cause:** the port is not delivering maximum power due to load sharing.
- **Solution:** disconnect other devices or use a more powerful port (e.g. USB-C1).

6. **USB port stopped working**

- **Possible cause:** the protection circuit has deactivated the output when overloaded.
- **Solution:** disconnect all devices and wait 1 minute before reconnecting the device. The charger resets automatically.

7. **USB-A port does not charge a modern phone**

- **Possible cause:** some phones require a more modern PD protocol.
- **Solution:** use the USB-C port for modern devices. USB-A is suitable for older devices or accessories.


8. **Ports are unresponsive when multiple devices are connected at the same time**


- **Possible cause:** maximum power of 240 W exceeded.
- **Solution:** disconnect one or more devices and reconnect the priority device to the higher power port (C1/C2).

9. **Charger disconnects while charging**

- **Possible cause:** unstable supply voltage or overheating.
 - **Solution:** check the power supply network and ensure cooling.
-

Technical support

 **Email:** complaint@cubenest.eu

 **Phone:** +420 704 613 961

Warranty and claims

- This product is covered by a 24-month warranty period.
- In the event of a defect, please complete our claim form - <https://www.cubenest.eu/find-out-about/claim-and-complaint>